




Product lijst


Van: Johan van den Oever


Model No: SL150 <i>(NEW)</i>		Specification	Feature
	Dimension (L*W*H)	1990mm*1220mm*870mm	1). Aluminium wheel rim
	Max Speed	80km/h	2). Aluminium handle bar
	Seat height	570mm	3). Aluminium handle bar holders
	Wheelbase	1340mm	4). Double stainless steel muffler
	Front Thread	1050mm	5). KMC chain
	Mini Ground Clearance	150mm	6). Air-cell shock absorber
	Front Tire	235/30-12	7). Built-in reverse
	Rear Tire	235/30-12	8). Longer rear axle
	Braking Method	Front disc brake Rear disc brake	9). With eccentric rear shaft sleeve
	Drive Train	Chain Drive	10). Steel gas tank
	Engine:	150cc, air cooled, single cylinder, 4-stroke automatic clutch with reverse (D-N-R)	Option
	Bore*Stroke	52.4*57.8mm	110cc, manual clutch (3gears) with reverse is available
	Max Power	6.1kw at 7500r/min	
	Max Torque	8.3N.m at 6500r/min	
Unit Price (FOB NINGBO)		Turning Radius	3600mm
110cc	Start Mode	Electric Start	
	Battery:	12V 9Ah	
	G.W/N.W	168kgs/135kgs	
150cc	Packing Size(L*W*H)	1700mm*1120mm*640mm	
	Container Loading Capacity	18pcs/20GP Container;	
		42pcs/40GP Container;	
		56pcs/40'HC Container	


Model No: SL250 (NEW)			Specification		Feature	
	Dimension (L*W*H)		1740mm*1100mm*1080mm		1). Aluminium wheel rim	
	Max Speed		80km/h		2). Aluminium handle bar	
	Seat height		780mm		3). Aluminium handle bar holders	
	Wheelbase		1150mm		4). Stainless teel muffler	
	Rated Loading Capacity		100kgs		5). KMC chain	
	Mini Ground Clearance		130mm		6). Air-cell shock absorber	
	Front Tire		21*7-10		7). Longer rear axle	
	Rear Tire		20*10-10		8). With eccentric rear shaft sleeve	
	Braking Method		Front disc brake Rear disc brake		9). Steel gas tank	
	Drive Train		Chain Drive			
Engine:		250cc, water cooled, single cylinder, 4-stroke manual clutch (R-N-1-2-3-4)		Option		
Tank Capacity		4.5L		1). Steel wheel rim: -USD45/PC		
Max Power		12.5kw at 8000r/min		2). Steel Handle bar: -USD3/PC		
Max Torque		17.6N.m at 6500r/min		3). Steel muffler: - USD12.5/PC		
Turning Radius		3600mm		4). Non-speedometer: -USD25		
Start Mode		Electric Start				
Battery:		12V 9Ah				
N.W		155kgs				
Packing Size(L*W*H)		1530mm*1130mm*690mm				
Container Loading Capacity		21pcs/20GP Container; 45pcs/40GP Container; 45pcs/40'HC Container				
Unit Price (FOB NINGBO)						
250CC						






Model No: SG300 (EEC)		Specification	Feature
	Dimension (L*W*H)	1844mm*1260mm*1178mm	1). Aluminium wheel rim
	Max Speed	75km/h	2). LED turning lights
	Seat height	820mm	3). Aluminium handle bar holders
	Wheelbase	1257mm	4). Stainless teel muffler
	Rated Loading Capacity	431kgs	5). KMC chain
	Mini Ground Clearance	130mm	6). Air-cell shock absorber
	Front Tire	23*7-10	7). Longer rear axle
	Rear Tire	22*10-10	8). With eccentric rear shaft sleeve
	Braking Method	Front disc brake	9). On-road vehicle for 2 person
		Rear disc brake	
	Drive Train	Chain Drive	
	Engine:	300cc, water cooled, single cylinder, 4-stro	
		automatic clutch (D-N-R)	
	Tank Capacity	11.5L	
	Bore*Stroke	78*60mm	
Max. Power	14.9Kw at 7000r/min		
Max Torque	22.7N.m at 4000r/min		
Start Mode	Electric Start		
Unit Price (FOB NINGBO) 300CC	Battery:	12V 12Ah	
	G.W/N.W	255kgs/220kgs	
	Packing Size(L*W*H)	1690mm*1120mm*840mm	
Container Loading Capacity		12pcs/20GP Container;	
		28pcs/40GP Container;	
		42pcs/40'HC Container	


Model No: SK350 (EEC)		Specification	Feature
	Dimension (L*W*H)	1870mm*1275mm*1150mm	1). Aluminium wheel rim
	Max Speed	80km/h at 6 gear	2). LED turning lights
	Seat height	860mm	3). Aluminium handle bar holders
	Wheelbase	1240mm	4). Stainless teel muffler
	Rated Loading Capacity	425kgs	5). KMC chain
	Mini Ground Clearance	130mm	6). Air-cell shock absorber
	Front Tire	23*7-10	7). Longer rear axle
	Rear Tire	22*10-10	8). With eccentric rear shaft sleeve
	Braking Method	Front disc brake	9). On-road vehicle for 2 person
		Rear disc brake	
	Drive Train	Chain Drive	10). Steel gas tank
	Engine:	350cc, air cooled, single cylinder, 4-stroke manual clutch (D-N-1-2-3-4-5-6)	
	Tank Capacity	8.4L	
	Bore*Stroke	83*64.5mm	
	Max. Power	13.2Kw at 7000r/min	
Max Torque	19.6N.m at 6000r/min		
Start Mode	Electric Start		
350CC	Battery:	12V 12Ah	
	G.W/N.W	255kgs/220kgs	
	Packing Size(L*W*H)	1690mm*1120mm*840mm	
	Container Loading Capacity	12pcs/20GP Container;	
		28pcs/40GP Container;	
		42pcs/40'HC Container	
Unit Price (FOB NINGBO)			

Model No: TF110 (NEW)		Specification	Feature
	Dimension (L*W*H)	1680mm*1180mm*820mm	1). Two front wheel, one rear wheel
	Max Speed	48km/h	2). Double stainless steel exhaust
	Seat height	570mm	3). Double chain drive system
	Wheelbase	1200mm	
	Rated Loading Capacity	100kgs	
	Mini Ground Clearance	100mm	
	Front Tire	16*8-7	
	Rear Tire	16*8-7	
	Braking Method	Front disc brake	
		Rear disc brake	
	Drive Train	Chain Drive	
	Engine:	110cc, air cooled, single cylinder, 4-stroke automatic clutch with reverse (D-N-R)	
	Tank Capacity	3L	
	Bore*Stroke	52.4*49.5mm	
	Max. Power	5.8Kw at 7500r/min	
Max Torque	7.0N.m at 7000r/min		
Start Mode	Electric Start		
110CC	Battery:	12V 4Ah	
	N.W	100kgs	
	Packing Size(L*W*H)	1590mm*770mm*600mm	
	Container Loading Capacity	30pcs/20GP Container;	
		66pcs/40GP Container;	
		88pcs/40'HC Container	




Model No: YX110A		Specification	Option
	Dimension (L*W*H)	1450mm*980mm*1000mm	1). Front disc brake: + USD5/PC
	Max Speed	45km/h	2). 8" wheel: + USD25/PC
	Seat height	710mm	3). Fake air-cell suspension: + USD8/PC
	Wheelbase	970mm	Real air-cell suspension: + USD25/PC
	Rated Loading Capacity	100kgs	4). With Reverse (D-0-R): +USD15/PC
	Mini Ground Clearance	215mm	5). Loncin/Lifan engine: + USD30/PC
	Front Tire	16*8-7 (19*7-8 is available)	6). Loncin/Lifan engine with reverse: + USD45/PC
	Rear Tire	16*8-7 (18*9.5-8 is available)	7). With painting plastic: +USD5/PC
	Braking Method	Front drum brake Rear disc brake	8). Single remote control: + USD5/PC
	Suspension	Spring suspension	9). Double remote control: +USD8/PC
	Drive Train	Chain Drive	10). Round light: same price
	Engine:	110cc, air cooled, single cylinder, 4-stroke automatic clutch	
	Tank Capacity	3L	
	Bore*Stroke	52.4*49.5mm	
	Max. Power	5.8Kw at 9000r/min	
Max Torque	7.0N.m at 7000r/min		
Start Mode	Electric Start		
Battery:	12V 4Ah		
G.W/N.W	112kgs/94kgs		
Packing Size(L*W*H)	1290mm*760mm*640mm		
Container Loading Capacity	36pcs/20GP Container; 81pcs/40GP Container; 108pcs/40'HC Container		
Unit Price (FOB NINGBO)			
110CC			






Model No: TE110		Specification	Option
	Dimension (L*W*H)	1550mm*1010mm*990mm	1). Front disc brake: + USD7/PC
	Max Speed	45km/h	2). 7" wheel: - USD25/PC
	Seat height	750mm	3). Real air-cell suspension: + USD25
	Wheelbase	960mm	4). Non-reverse: -USD15/PC
	Rated Loading Capacity	100kgs	5). Loncin/Lifan engine: + USD30/PC
	Mini Ground Clearance	190mm	6). Loncin/Lifan engine with reverse: + USD45/PC
	Front Tire	19*7-8 (16*8-7 is available)	7). With painting plastic: +USD5/PC
	Rear Tire	18*9.5-8 (16*8-7 is available)	8). Single remote control: + USD5/PC
	Braking Method	Front drum brake	9). Double remote control: +USD8/PC
		Rear disc brake	
	Suspension	Fake air-cell shock absorber	
	Drive Train	Chain Drive	
	Engine:	110cc, air cooled, single cylinder, 4-stroke automatic clutch with reverse (D-N-R)	
	Tank Capacity	3L	
Bore*Stroke	52.4*49.5mm		
Max. Power	5.8Kw at 9000r/min		
Max Torque	7.0N.m at 7000r/min		
Start Mode	Electric Start		
Unit Price (FOB NINGBO)		Battery:	12V 4Ah
110CC		G.W/N.W	126kgs/105kgs
		Packing Size(L*W*H)	1450mm*760mm*640mm
125CC		Container Loading Capacity	36pcs/20GP Container;
			72pcs/40GP Container;
			96pcs/40'HC Container





Model No: SM200		Specification		Option
	Dimension (L*W*H)	1700mm*1110mm*1080mm	1). Real air-cell shock absorber: + USD25/PC	
	Max Speed	80km/h		
	Seat height	780mm		
	Wheelbase	1165mm		
	Rated Loading Capacity	100kgs		
	Mini Ground Clearance	135mm		
	Front Tire	21*7-10		
	Rear Tire	21*10-8		
	Braking Method	Front disc brake		
		Rear disc brake		
	Suspension	Spring suspension		
	Drive Train	Chain Drive		
	Engine:	200cc, air cooled, single cylinder, 4-stroke manual clutch (R-N-1-2-3-4)		
	Tank Capacity (steel)	4.5L		
	Bore*Stroke	63.5*62.2mm		
Max. Power	10.8Kw at 8000r/min			
Max Torque	13.8N.m at 6500r/min			
Start Mode	Electric Start			
Unit Price (FOB NINGBO) 200cc	Battery:	12V 9Ah		
	N.W	155kgs		
	Packing Size(L*W*H)	1455mm*855mm*770mm		
	Container Loading Capacity	30pcs/20GP Container;		
		63pcs/40GP Container;		
		63pcs/40'HC Container		





Model No: ZAG50 (NEW)		Specification	Option
	Dimension (L*W*H)	2070mm*720mm*990mm	 
	Max Speed	60km/h	
	Seat height	650mm	
	Wheelbase	1440mm	
	Rated Loading Capacity	100kgs	
	Mini Ground Clearance	110mm	
	Front Tire	3.5-10	
	Rear Tire	3.5-10	
	Braking Method	Front disc brake Rear disc brake	
	Drive Train	Chain Drive	
Engine:	50cc, air cooled, single cylinder, 4-stroke automatic clutch		
Tank Capacity (steel)	3.1L		
Bore*Stroke	39*41.4mm		
Max. Power	2.6Kw at 8500r/min		
Max Torque	3.0N.m at 7500r/min		
Start Mode	Electric Start		
Battery:	12V 4Ah		
Unit Price (FOB NINGBO)		Packing Size(L*W*H)	2120mm*640mm*760mm
50CC		Container Loading Capacity	24pcs/20GP Container;
			51pcs/40GP Container;
			51pcs/40'HC Container




Model No: ZAG110 (NEW)		Specification	Feature	
	Dimension (L*W*H)	1970mm*1140mm*980mm	1). Designed by Japanese Engineer	
	Max Speed	50km/h	2). Stainless steel exhaust	
	Seat height	600mm	3). Big racing 10" tire with aluminium	
	Wheelbase	1500mm	4). Headlight, Taillight and Turning	
	Rated Loading Capacity	100kgs	5). The controls on the left hand side are equipped with the start/stop switch, low/high beam button, horn and brake lever	
	Mini Ground Clearance	85mm		
	Front Tire	3.5-10		
	Rear Tire	205/30-10		
	Braking Method	Front disc brake Rear disc brake		
	Compression Ratio	9.1:1		
	Drive Train	Chain Drive		
	Engine:	110cc, air cooled, single cylinder, 4-stroke automatic clutch		
	Tank Capacity (steel)	3.1L		
	Bore*Stroke	52.4*49.5mm		
	Max. Power	5.1Kw at 8000r/min		
Max Torque	6.8N.m at 6500r/min			
Start Mode	Electric Start			
Battery	12V4Ah			
N.W	125kgs			
Packing Size(L*W*H)	1980mm*1145mm*790mm			
Unit Price (FOB NINGBO)	110CC		Container Loading Capacity	18pcs/20GP Container; 36pcs/40GP Container; 36pcs/40'HC Container





Model No: YA49D		Specification	Feature	
	Dimension (L*W*H)	1000mm*670mm*640mm	1). Electric start and pull start are both ok. 2). With Headlight and Taillight.	
	Max Speed	24km/h		
	Seat height	460mm		
	Wheelbase	695mm	3). The controls on the left hand side are equipped with the start/stop switch and rear brake lever. The controls on the right hand side are equipped with the throttle and front brake lever.	
	Rated Loading Capacity	60kgs		
	Mini Ground Clearance	46mm		
	Front Tire	13*5.00-6 (4.10-4 is available)		
	Rear Tire	13*5.00-6 (4.10-4 is available)		
	Braking Method	Front disc brake		
		Rear disc brake		
	Drive Train	Chain Drive		
	Engine:	49CC, air cooled, single cylinder, 2-stroke automatic clutch		
	Unit Price (FOB NINGBO)			Tank Capacity (steel)
	6" tire		Start Mode	Electric Start and pull start
		Battery	12V 4Ah	
		N.W	28kgs	
4" tire		Packing Size(L*W*H)	990mm*570mm*505mm	
		Container Loading Capacity	88pcs/20GP Container;	
			192pcs/40GP Container;	
			240pcs/40'HC Container	


Model No: AG50 (NEW)		Specification	Feature
	Dimension (L*W*H)	1090mm*850mm*660mm	1). Designed by Japanese engineer
	Max Speed	24km/h	2). With reverse is available
	Seat height	480mm	3). Trailer is made by wood
	Wheelbase	760mm	
	Rated Loading Capacity	60kgs	
	Mini Ground Clearance	45mm	
	Front Tire	10*4.5-6	
	Rear Tire	10*5.5-6	
	Braking Method	Rear disc brake (operated by left foot)	
	Drive Train	Chain Drive	
	Engine Type	50CC, air cooled, single cylinder, 4-stroke automatic clutch	
	Bore*stroke	39*41.4mm	
	Max.Power	2.6Kw at 8500r/min	
	Max Torque	3.0N.m at 7500r/min	
	Unit Price (FOB NINGBO)		Tank Capacity (steel)
		Start Mode	Electric Start
Vehicle		N.W	64kgs (without trailer)
		Packing Size(L*W*H)	1140mm*840mm*520mm
		Trailer Packing Size	900mm*530mm*300mm
Trailer		Container Loading Capacity	50pcs/20GP Container; 100pcs/40GP Container; 109pcs/40'HC Container





Model No: YM110		Specification	Option
	Dimension (L*W*H)	1300mm*820mm*830mm	1). Front disc brake: + USD10/PC
	Front Tire	16*8-7	2). With Reverse (D-0-R): +USD15/PC
	Rear Tire	16*8-7	3). Loncin/Lifan engine: + USD30/PC
	Braking Method	Front drum brake Rear disc brake	4). Loncin/Lifan engine with reverse: + USD45/PC
	Drive Train	Chain Drive	5).With camouflage plastic: +USD5/PC
	Engine Type	110CC, air cooled, single cylinder, 4-stroke automatic clutch	6). Single remote control: + 7). Double remote control:
	Start Mode	Electric Start	8). 50cc,70cc and 90cc with same pri
	G.W/N.W	124kgs/104kgs	9). Speedometer: + USD5/PC
	Packing Size(L*W*H)	1390mm*770mm*740mm	
	110cc	Container Loading Capacity	36pcs/20GP Container; 75pcs/40GP Container; 75pcs/40'HC Container
Unit Price (FOB NINGBO)			


Model No: YS110		Specification	Option
	Dimension (L*W*H)	1220mm*765mm*840mm	1). Front disc brake: + USD10/PC
	Front Tire	16*8-7 (145/70-6 is available)	2). With Reverse (D-0-R): +USD15/PC
	Rear Tire	16*8-7 (145/70-6 is available)	3). Loncin/Lifan engine: + USD30/PC
	Braking Method	Front drum brake Rear disc brake	4). Loncin/Lifan engine with reverse: + USD45/PC
	Drive Train	Chain Drive	5).With camouflage plastic: +USD5/PC
	Engine Type	110CC, air cooled, single cylinder, 4-stroke automatic clutch	6). Single remote control: + 7). Double remote control:
	Start Mode	Electric Start	8). 50cc,70cc and 90cc with same pri
	G.W/N.W		9). Speedometer: + USD5/PC
	Packing Size(L*W*H)	1160mm*770mm*580mm	
		Container Loading Capacity	42pcs/20GP Container; 120pcs/40GP Container; 120pcs/40'HC Container
Unit Price (FOB NINGBO)			


Model No: YP110A		Specification	Option
	Dimension (L*W*H)	1400mm*900mm*940mm	1). Front disc brake: + USD10/PC
	Front Tire	16*8-7	2). With Reverse (D-0-R): +USD15/PC
	Rear Tire	16*8-7	3). Loncin/Lifan engine: + USD30/PC
	Braking Method	Front drum brake	4). Loncin/Lifan engine with reverse: + USD45/PC
		Rear disc brake	
	Drive Train	Chain Drive	5).With camouflage plastic: +USD5/PC
	Engine Type	110CC, air cooled, single cylinder, 4-stroke automatic clutch	6). Single remote control: + 7). Double remote control:
	Start Mode	Electric Start	8). 50cc,70cc and 90cc with same price
G.W/N.W		9). Speedometer: + USD5/PC	
Unit Price (FOB NINGBO)		Packing Size(L*W*H)	
		Container Loading Capacity	
		36pcs/20GP Container;	
		75pcs/40GP Container;	
		100pcs/40'HC Container	


Model No: YF110		Specification	Option
	Dimension (L*W*H)	1180mm*780mm*830mm	1). Front disc brake: + USD10/PC
	Front Tire	16*8-7 (145/70-6 is available)	2). With Reverse (D-0-R): +USD15/PC
	Rear Tire	16*8-7 (145/70-6 is available)	3). Loncin/Lifan engine: + USD30/PC
	Braking Method	Front drum brake	4). Loncin/Lifan engine with reverse: + USD45/PC
		Rear disc brake	
	Drive Train	Chain Drive	5).With camouflage plastic: +USD5/PC
	Engine Type	110CC, air cooled, single cylinder, 4-stroke automatic clutch	6). Single remote control: + 7). Double remote control:
	Start Mode	Electric Start	8). 50cc,70cc and 90cc with same price
G.W/N.W		9). Speedometer: + USD5/PC	
Unit Price (FOB NINGBO)		Packing Size(L*W*H)	
		Container Loading Capacity	
		45pcs/20GP Container;	
		90pcs/40GP Container;	
		120pcs/40'HC Container	


Model No: YK110		Specification	Option
	Dimension (L*W*H)	1375mm*860mm*940mm	1). Front disc brake: + USD10/PC
	Front Tire	16*8-7	2). With Reverse (D-0-R): +USD15/PC
	Rear Tire	16*8-7	3). Loncin/Lifan engine: + USD30/PC
	Braking Method	Front drum brake	4). Loncin/Lifan engine with reverse: + USD45/PC
		Rear disc brake	
	Drive Train	Chain Drive	5).With camouflage plastic: +USD5/PC
	Engine Type	110CC, air cooled, single cylinder, 4-stroke automatic clutch	6). Single remote control: +
	Start Mode	Electric Start	7). Double remote control:
	G.W/N.W		8). 50cc,70cc and 90cc with same price
	Packing Size(L*W*H)	1300mm*770mm*650mm	9). Speedometer: + USD5/PC
Unit Price (FOB NINGBO) 	Container Loading Capacity	36pcs/20GP Container;	
		81pcs/40GP Container;	
		108pcs/40'HC Container	


Model No: YB110		Specification	Option
	Dimension (L*W*H)	1180mm*630mm*820mm	1). Front disc brake: + USD10/PC
	Front Tire	145/70-6	2). With Reverse (D-0-R): +USD15/PC
	Rear Tire	145/70-6	3). Loncin/Lifan engine: + USD30/PC
	Braking Method	Front drum brake	4). Loncin/Lifan engine with reverse: + USD45/PC
		Rear disc brake	
	Drive Train	Chain Drive	5).With camouflage plastic: +USD5/PC
	Engine Type	110CC, air cooled, single cylinder, 4-stroke automatic clutch	6). Single remote control: +
	Start Mode	Electric Start	7). Double remote control:
	G.W/N.W		8). 50cc,70cc and 90cc with same price
	Packing Size(L*W*H)	1160mm*670mm*570mm	9). Speedometer: + USD5/PC
Unit Price (FOB NINGBO) 	Container Loading Capacity	64pcs/20GP Container;	
		136pcs/40GP Container;	
		136pcs/40'HC Container	


Model No: SA150		Specification	Option	
	Dimension (L*W*H)	1780mm*1140mm*1150mm		
	Front Tire	19*7.00-8		
	Rear Tire	18*9.50-8		
	Braking Method	Front drum brake		
		Rear disc brake		
	Drive Train	Chain Drive		
	Engine Type	150CC, air cooled, single cylinder, 4-stroke automatic clutch with reverse (D-N-R)		
	Start Mode	Electric Start		
	Unit Price (FOB NINGBO)	G.W/N.W		
		Packing Size(L*W*H)	1480mm*1070mm*830mm	
Container Loading Capacity		14pcs/20GP Container;		
	48pcs/40GP Container; 48pcs/40'HC Container			


Model No: SA150C		Specification	Option	
	Dimension (L*W*H)	1770mm*1050mm*1110mm		
	Front Tire	19*7.00-8		
	Rear Tire	18*9.50-8		
	Braking Method	Front drum brake		
		Rear disc brake		
	Drive Train	Chain Drive		
	Engine Type	150CC, air cooled, single cylinder, 4-stroke automatic clutch with reverse (D-N-R)		
	Start Mode	Electric Start		
	Unit Price (FOB NINGBO)	G.W/N.W		
		Packing Size(L*W*H)	1470mm*850mm*800mm	
Container Loading Capacity		20pcs/20GP Container;		
	44pcs/40GP Container;			


Model No: SA200		Specification		Option
	Dimension (L*W*H)	1770mm*1050mm*1110mm		
	Front Tire	19*7.00-8		
	Rear Tire	18*9.50-8		
	Braking Method	Front drum brake		
		Rear disc brake		
	Drive Train	Chain Drive		
	Engine Type	200CC, air cooled, single cylinder, 4-stroke manual clutch (R-N-1-2-3-4)		
	Start Mode	Electric Start		
Unit Price (FOB NINGBO)		G.W/N.W		
	Packing Size(L*W*H)	1470mm*850mm*800mm		
	Container Loading Capacity	20pcs/20GP Container;		
		44pcs/40GP Container;		
		66pcs/40'HC Container		


Model No: SC200 (EEC)		Specification		Option
	Dimension (L*W*H)	1790mm*1060mm*840mm		
	Front Tire	19*7.00-8		
	Rear Tire	18*9.50-8		
	Braking Method	Front disc brake		
		Rear disc brake		
	Drive Train	Chain Drive		
	Engine Type	200CC, air cooled, single cylinder, 4-stroke manual clutch (R-N-1-2-3-4)		
	Start Mode	Electric Start		
Unit Price (FOB NINGBO)		G.W/N.W		
	Packing Size(L*W*H)	1790mm*1060mm*840mm		
	Container Loading Capacity	12pcs/20GP Container;		
		26pcs/40GP Container;		

Model No: SC250A(EEC)		Specification	Option
	Dimension (L*W*H)	1815mm*945mm*1120mm	
	Front Tire	19*7.00-8	
	Rear Tire	18*9.50-8	
	Braking Method	Front disc brake	
		Rear disc brake	
	Drive Train	Chain Drive	
	Engine Type	250CC, air cooled, single cylinder, 4-stroke manual clutch (R-N-1-2-3-4-5)	
	Start Mode	Electric Start	
	G.W/N.W		
	Unit Price (FOB NINGBO)	Packing Size(L*W*H)	1550mm*920mm*760mm
	Container Loading Capacity	21pcs/20GP Container;	
		45pcs/40GP Container;	
		45pcs/40'HC Container	

Model No: GB150A		Specification	Option
	Dimension (L*W*H)	1770mm*1085mm*1100mm	
	Front Tire	21*7-10	
	Rear Tire	20*10-10	
	Braking Method	Front disc brake	
		Rear disc brake	
	Drive Train	Chain Drive	
	Engine Type	150CC, air cooled, single cylinder, 4-stroke automatic clutch with reverse (D-N-R)	
	Start Mode	Electric Start	
	G.W/N.W		
	Unit Price (FOB NINGBO)	Packing Size(L*W*H)	1780mm*1100mm*700mm
	Container Loading Capacity	18pcs/20GP Container;	
		39pcs/40GP Container;	

Model No: GA250A		Specification	Option	
	Dimension (L*W*H)	1940mm*1160mm*1050mm		
	Front Tire	21*8-10		
	Rear Tire	21*10-10		
	Braking Method	Front drum brake		
		Rear drum brake		
	Drive Train	Chain Drive		
	Engine Type	250CC, air cooled, single cylinder, 4-stroke manual clutch with reverse (R-N-1-2-3-4)		
	Start Mode	Electric Start		
	Unit Price (FOB NINGBO)	G.W/N.W		
		Packing Size(L*W*H)	1930mm*1080mm*830mm	
Container Loading Capacity		12pcs/20GP Container;		
	24pcs/40GP Container;			
	36pcs/40'HC Container			

Model No: GA450 (4*4)		Specification	Option	
	Dimension (L*W*H)	2100mm*1125mm*1175mm		
	Front Tire	25*8-12		
	Rear Tire	25*10-12		
	Braking Method	Front disc brake		
		Rear disc brake		
	Drive Train	Shaft Drive		
	Engine Type	400CC, air cooled, single cylinder, 4-stroke manual clutch with reverse (R-N-1-2-3-4-5)	JIANSHE YAMAHA BRAND	
	Start Mode	Electric Start		
	Unit Price (FOB NINGBO)	G.W/N.W		
		Packing Size(L*W*H)	2100mm*1080mm*830mm	
Container Loading Capacity		12pcs/20GP Container;		
	24pcs/40GP Container;			

Model No: PS110		Specification	Feature
	Dimension (L*W*H)	1440mm*590mm*880mm	1).Handle bars is alloy
	Max Speed	80km/h	2).Exhaust and muffler 23mm alloy exhaust system
	Seat height	720mm	3).Alloy chassis protect motor
	Wheelbase	1020mm	4).Chain cover is steel galvanization
	Rated Loading Capacity	100kgs	5). LIFAN brand engine
	Front Shock Absorber	Upside down shock absorber	
	Rear Shock Absorber	Air-cell shock absorber	
	Front Tire	12" with alloy rims	
	Rear Tire	10" with alloy rims	
	Braking Method	Front disc brake	
		Rear disc brake	
	Drive Train	Chain Drive	
	Engine:	110cc, air cooled, single cylinder, 4-stroke automatic clutch	
	Ignition	CDI	
	Max Power	5.5kw at 8500r/min	
Max Torque	6.5N.m at 5500r/min		
Compression Ratio	9.1:1		
Unit Price (FOB NINGBO)	Start Mode	Electric Start	
	G.W/N.W	67kgs/56kgs	
	Packing Size(L*W*H)	1290mm*430mm*720mm	
Container Loading Capacity		63pcs/20GP Container;	
		135pcs/40GP Container;	
		162pcs/40'HC Container	



Model No: PB125			Specification	Feature	
			Dimension (L*W*H)	1440mm*590mm*880mm	1).Handle bars is alloy
			Max Speed	80km/h	2).Exhaust and muffler 23mm alloy exhaust system
			Seat height	720mm	3).Alloy chassis protect motor
			Wheelbase	1020mm	4).Chain cover is steel galvanization
			Rated Loading Capacity	100kgs	
			Front Shock Absorber	Upside down shock absorber	
			Rear Shock Absorber	Air-cell shock absorber	
			Front Tire	12" with alloy rims	
			Rear Tire	10" with alloy rims	
			Braking Method	Front disc brake	
				Rear disc brake	
			Drive Train	Chain Drive	
			Engine:	110cc, air cooled, single cylinder, 4-stroke	
				automatic clutch	
			Ignition	CDI	
			Max Power	5.5kw at 8500r/min	
			Max Torque	6.5N.m at 5500r/min	
			Compression Ratio	9.1:1	
			Start Mode	Electric Start	
			G.W/N.W	67kgs/56kgs	
			Packing Size(L*W*H)	1290mm*430mm*720mm	
			Container Loading Capacity	63pcs/20GP Container;	
				135pcs/40GP Container;	
				162pcs/40'HC Container	
Unit Price (FOB NINGBO)					